



ERP

DEXCISS TECH

SOLUTIONS HELPING
Business with S.I.M.P.L.E
powered by ERPNext



ABOUT DEXCISS TECH

8 YRS. IN
BUSINESS


35
TECHNOLOGY
SPECIALISTS

4500+ APP
USERS

7 CHANNEL
PARTNERS

12 PRODUCT
RELEASES

MAURITIUS
INDIA
USA
UAE

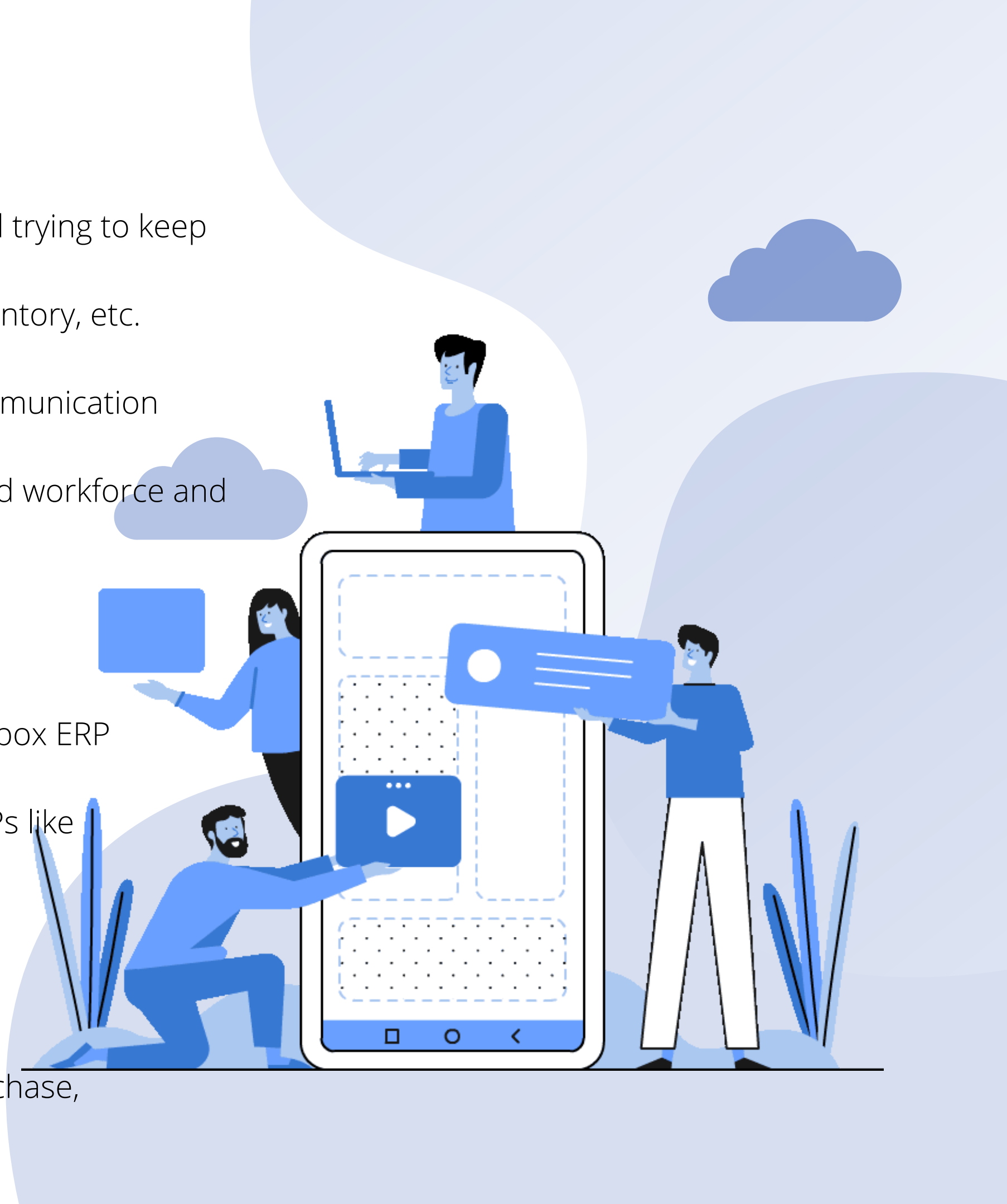


Problem Statement

- ERP's are either not good or are very expensive if we want all features.
- Major Commercial ERP's are very complicated and workforce is overloaded trying to keep the system updated.
- Data doesn't flow between different departments like Sales, Accounts, Inventory, etc.
- Duplicacy and non-updated database.
- Difficult to manage resources and no singular channel of professional communication between Employees of varied teams or departments.
- Commercial ERP's are not completely cloud, expensive, needs a large trained workforce and very expensive to maintain and upgrade.

Solution

- Modern, Cloud, Open source, Easy-to-use; out-of-box ERP Application
- 91% less total cost of ownership compared to ERPs like SAP, Oracle and Microsoft
- Read-to-use and easy UI
- Integratable using web-hooks & API
- Fully Mobile Ready Interface
- 45% Quicker Implementation
- Feature packed composite structure with HR, Purchase, Sales, Inventory, Accounting, Mfg, etc.



-91%

Less total cost of ownership as compared to Market Leaders like SAP, ZOHO, Microsoft, Oracle, etc. with **no compromise on features.**



Product Overview

Accounts & Finance

- Accounts Receivable
- Accounts Payable
- Banking & Payment Integration
- Profit & Loss
- Trial Balance
- Balance Sheet
- Creditor / Debtor summary
- Aging Analysis
- Payroll Accounting
- Cash Flow Statement
- Multicurrency
- Bank Statement Reconciliation
- Costcentre
- Budget Management
- Share Management
- Tax Filings & Reports
- Accounts Consolidation
- Many More

The screenshot displays a comprehensive accounting software interface. At the top, there's a search bar and navigation options. A sidebar on the left lists modules: Home, Accounting (highlighted), Assets, Buying, CRM, HR, Loan Management, Projects, Quality, Selling, Stock, Support, Website, and Settings. The main area is divided into several sections:

- Bank Balance:** A line chart showing the bank balance from 30-06-2019 to 30-06-2020, with values ranging from approximately 1.2M to 3.5M. It notes 'Last synced 2 hours ago'.
- YOUR SHORTCUTS:** A grid of buttons for quick access to 'Account', 'Journal Entry', 'Payment Entry', 'Accounts Receivable', 'General Ledger', 'Profit and Loss Statement', and 'Trial Balance'.
- General Ledger:** A list of reports including Journal Entry, Journal Entry Template, General Ledger, Customer Ledger Summary, and Supplier Ledger Summary.
- Accounts Receivable:** A list of reports including Sales Invoice, Customer, Payment Entry, Payment Request, Accounts Receivable, Accounts Receivable Summary, Sales Register, Item-wise Sales Register, Ordered Items To Be Billed, and Delivered Items To Be Billed.
- Reports:** A list of reports including Trial Balance for Party, Payment Period Based On Invoice Date, Sales Partners Commission, Customer Credit Balance, Sales Payment Summary, and Address And Contacts.
- Multi Currency:** A list of settings including Currency, Currency Exchange, and Exchange Rate Revaluation.
- Settings:** A list of settings including Payment Gateway Account, Terms and Conditions Template, and Mode of Payment.
- Bank Statement:** A list of settings including Bank, Bank Account, Bank Statement Transaction Entry, and Bank Statement Settings.

Profit and Loss Statement: A detailed view showing 'Profit This Year' at Rs 4,203,400.23, 'Total Income This Year' at Rs 10,376,718.00, and 'Total Expense This Year' at Rs 6,173,317.77. Below this is a horizontal bar chart for the year 2016, with bars for Income (light blue), Expense (dark blue), and Net Profit/Loss (purple).

Product Overview

HRMS

- Employee Record Management
- Hiring Budget
- Recruitment Module with LinkedIn Integration
- Employee on-boarding
- Leave Management
- Employee Expense Management
- Attendance & Shift Mgmt
- Employee Appraisal & Incentive
- Training Management
- Full Payroll Module
- Employee Chat Tool
- File Sharing
- File Management System Integration

The screenshot displays the HRMS dashboard interface. At the top right, there is a user profile icon with a green dot indicating 'Active' status and the text 'HR-EMP-00001'. Below this is a calendar grid for the month of January, showing attendance for Monday, Wednesday, and Friday. The calendar grid has columns for months from MAY to MAY and rows for days of the week. Green squares indicate attendance on specific days.

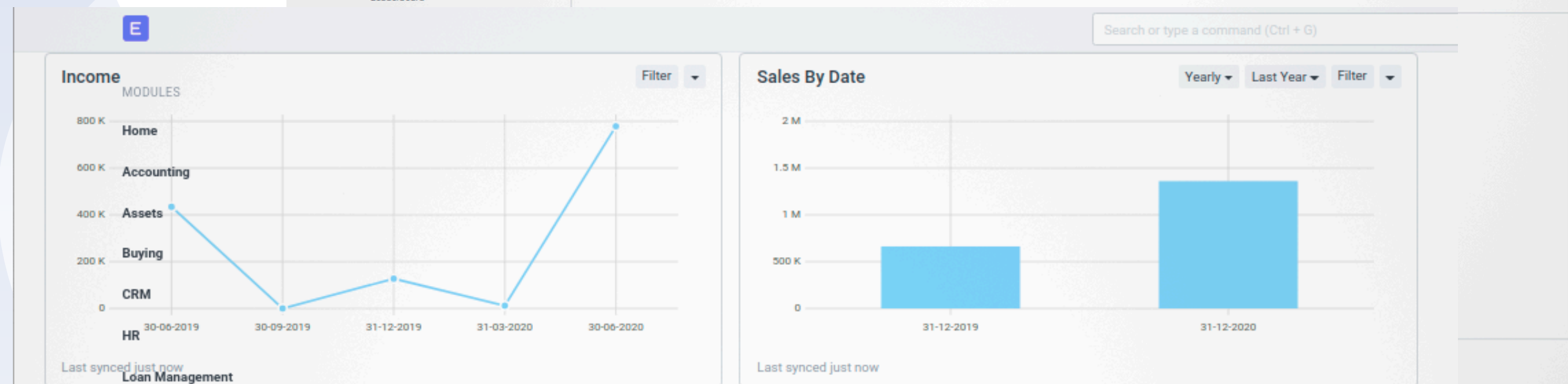
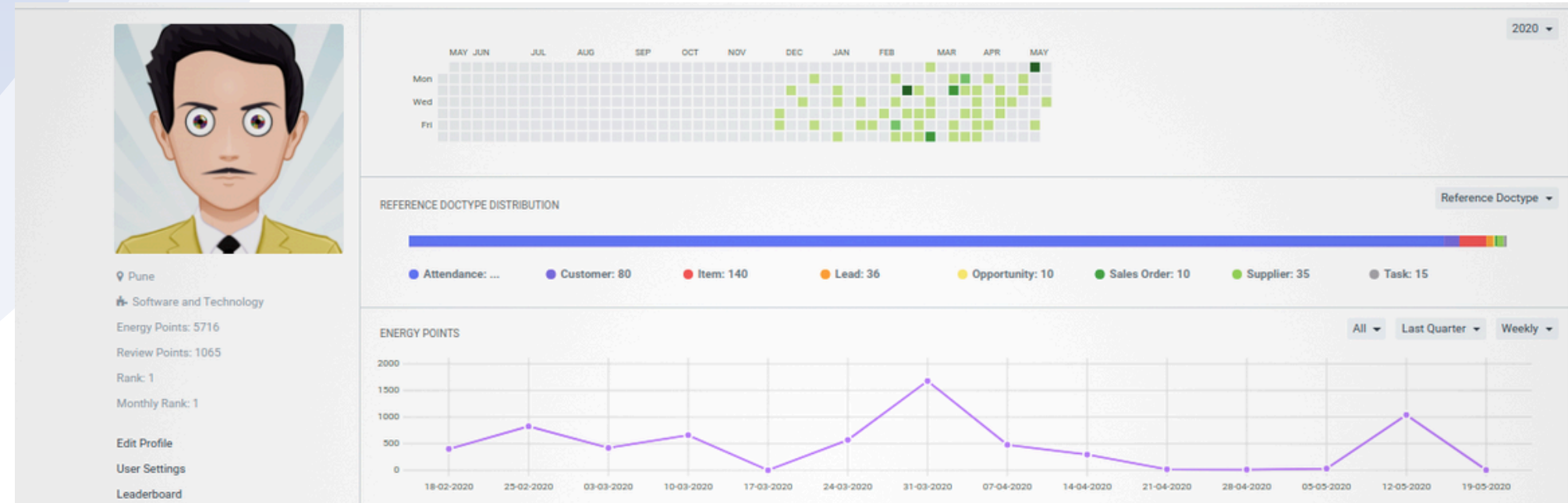
The main dashboard area is divided into several sections:

- YOUR SHORTCUTS:** Includes 'Employee' (9 Active), 'Expense Claim', 'Job Applicant' (0 Open), 'Salary Structure', 'Leave Application', and 'Salary Register'.
- REPORTS & MASTERS:** Contains several sub-sections:
 - Employee:** Lists categories like Employee, Employment Type, Branch, Department, Designation, Employee Grade, Employee Group, and Employee Health Insurance.
 - Employee Lifecycle:** Lists categories like Employee Onboarding, Employee Skill Map, Employee Promotion, Employee Transfer, Employee Separation, and Employee Onboarding.
 - Shift Management:** Lists categories like Shift Type, Shift Request, and Shift Assignment.
 - Leaves:** Lists categories like Leave Application, Leave Allocation, Leave Policy, Leave Period, Leave Type, Holiday List, Compensatory Leave, Leave Encashment, Leave Block List, and Employee Leave.
 - Payroll:** Lists categories like Salary Structure, Salary Structure Assignment, Payroll Entry, Salary Slip, Payroll Period, Income Tax Slab, Salary Component, Additional Salary, Retention Bonus, Employee Incentive, and Salary Register.
 - Attendance:** Lists categories like Employee Attendance, Attendance, Attendance Request, Upload Attendance, Employee Checkin, and Monthly Attendance Sheet.
- Leave and Attendance:** Shows counts for Attendance (99+), Attendance Request (3), Leave Application (1), Leave Allocation (4), and Employee Checkin (1).
- Shift:** Shows counts for Shift Request and Shift Assignment.
- Benefit:** Shows counts for Employee Benefit Application and Employee Benefit Claim.
- Payroll:** Shows counts for Salary Structure Assignment (2), Salary Slip (6), and Additional Salary.
- Attendance:** Shows counts for Timesheet (79), Employee Incentive, Retention Bonus, and Bank Account (1).
- Lifecycle:** Shows counts for Employee Transfer, Employee Promotion, and Employee Separation.
- Expense:** Shows counts for Expense Claim (55), Travel Request, and Employee Advance (4).
- Evaluation:** Shows counts for Appraisal.
- Training:** Shows counts for Training Event, Training Result, and Training Feedback.
- Employee Skill Map:** Shows a count of 1.

Product Overview

Sales & Delivery

- Sales Dashboard
- Salesperson Performance Tracking
- KPI Report
- Inventory Aging
- Price Lists
- Pricing Rule
- Sales Analytics
- Promotional Schemes
- Customer Acquisition and Loyalty
- Shipping Rule
- Sales Transactions
- Campaign Strategy
- Lead Source and tracking
- Sales Taxes and Charges Template
- Sales History



YOUR SHORTCUTS

- Projects
- Quality
- Sales Selling
- Sales Order
- Quotation
- Delivery Note
- Stock
- Accounts Receivable
- Sales Register
- Website

REPORTS & MASTERS

- Items and Pricing
 - Item
 - Item Price
 - Price List
 - Item Group
 - Product Bundle
 - Promotional Scheme
- Settings
 - Selling Settings
 - Terms and Conditions Template
 - Sales Taxes and Charges Template
 - Lead Source
 - Customer Group
 - Contact
- Other Reports
 - Lead Details
 - Customer Addresses And Contacts
 - BOM Search
 - Available Stock for Packing Items
 - Pending SO Items For Purchase Request
 - Customer Credit Balance



Product Overview

Project Management

- Project Dashboard
- Activity Type
- Project Update
- Activity Cost
- Project wise Stock Tracking
- Project with Expenses
- Task -wise Project
- Project Billing Summary



Project

Views: Reports, List, Dashboard, Kanban

Filter by: Assigned To, Created By, Add Fields

Tags: Tags, Show Tags

Save Filter: Filter Name

Name	Status	Project Type	Expected End Date	Estimated Cost	Last Modified On
ARAPL	Open	ERPNext Project			ARAPL 6 d
Multicare Foundation - Jamai	80%	ERPNext Project	31-05-2020		oundation - Jamaica 1 w
Internal ERPNext Project	66%	ERPNext Project			ormal ERPNext Project 1 w
Software Technology Parks o	82%	Odoo Project	31-05-2020	₹ 2,50,000.00	nology Parks of India 1 w
Jharkhand Dairy	33%		30-06-2020		Jharkhand Dairy 1 w
West Assam Milk Union Limit	76%	Odoo Project	31-05-2020	₹ 2,50,000.00	n Milk Union Limited 2 w
DNS Technologies Ltd Suppo	Open	ERPNext Project			nologies Ltd Support 3 w
Agastya ERPNext Migration	46%	ERPNext Project	30-05-2020		a ERPNext Migration 4 w
OnlyB2B ITES Pvt Ltd	66%	ERPNext Project	15-04-2020	₹ 2,50,000.00	OnlyB2B ITES Pvt Ltd 2 M

Product Overview

Purchase & eProcurement

- Expense Dashboard Chart
- Procurement Tracker
- Scorecard Variable
- Purchase Order Trends
- Purchase Taxes and Charges Template
- Purchase Analytics
- Purchase Trends
- Scorecard Standing
- Stock Inventory
- Purchase History

E > Selling > Supplier

[2ME040] MAA SAPTSHRUNGI KRUSHI KE... ● Not Saved

Accounting Ledger Account

DASHBOARD ^

Mon
Wed
Fri

Comments 0

Assigned To Assign +

Attachments images.jpg Attach File +

Tags Add a tag ...

Reviews +

This is based on transactions against this Customer. See timeline below for details

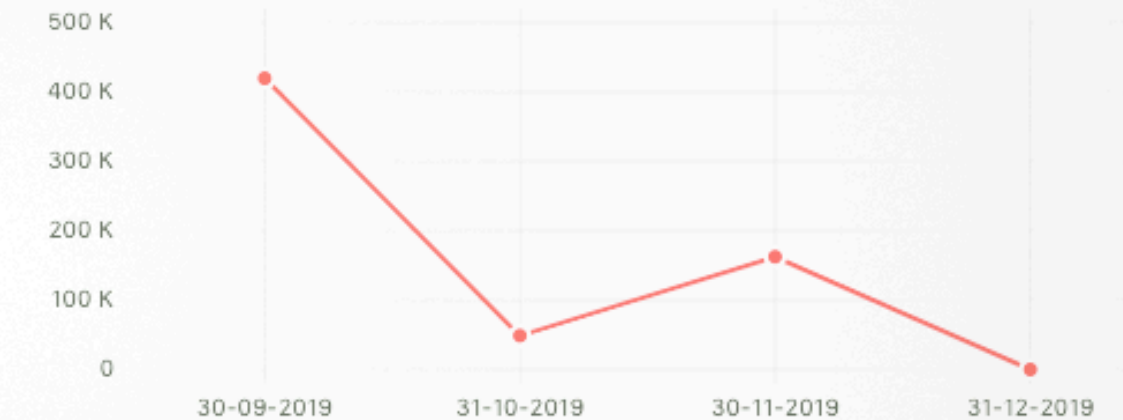
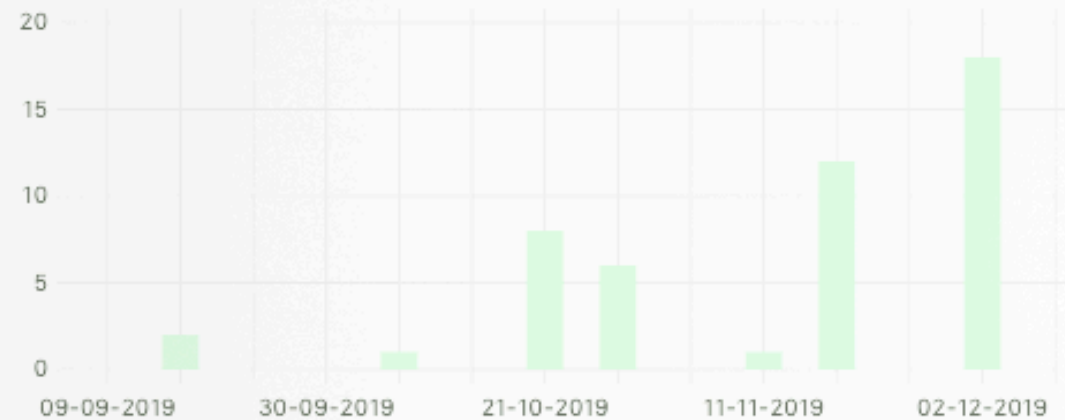
Pre Sales
Opportunity +
Quotation 2 +

Payments

Orders
Sales Order 2 2 +
Delivery Note 1 1 +
Sales Invoice 1 1 +

Support

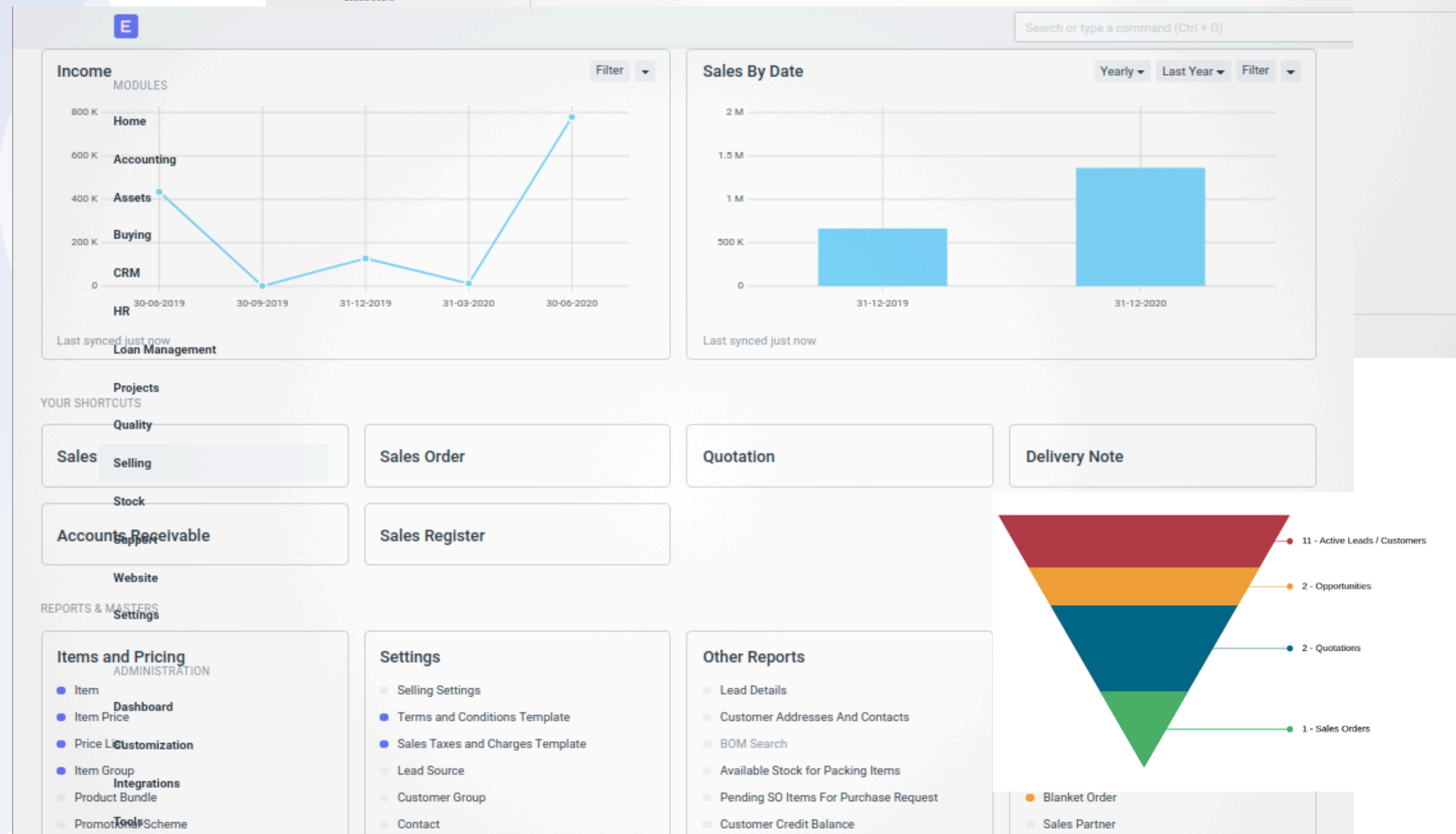
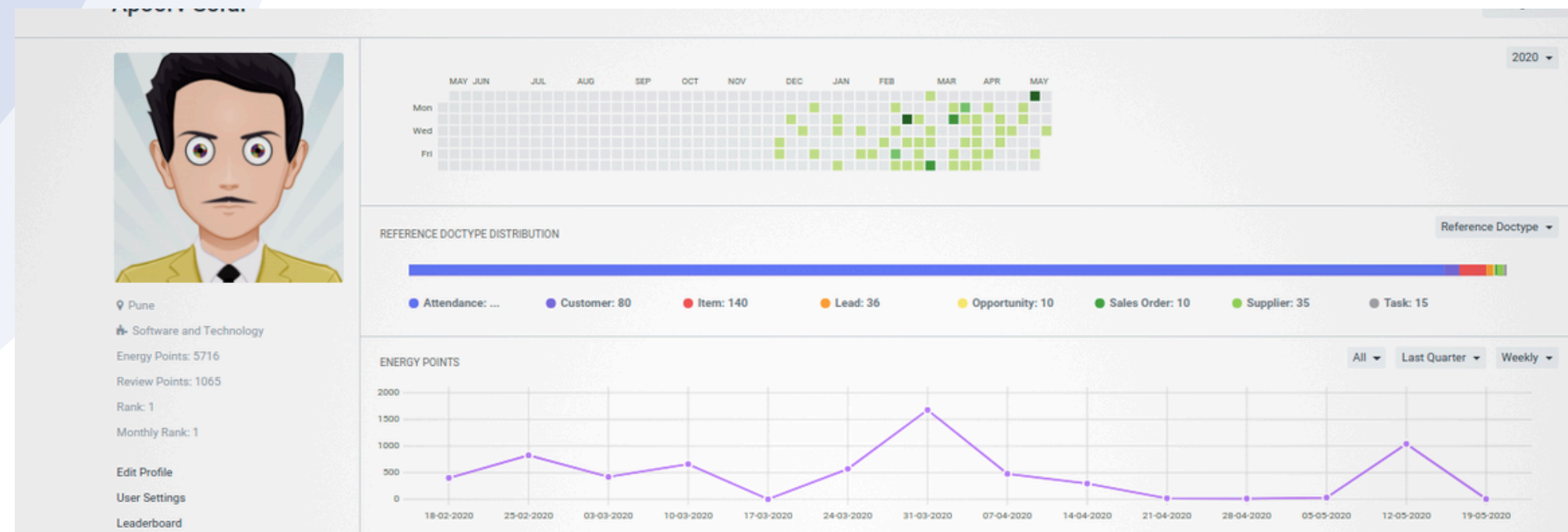
227267: 176 226149: 106.5 226606: 412.46 226195: 804 227356: 454 226303: 39.1
226305: 187.5 225981: 2905 226306: 1545 225924: 451 226554: 9 226406: 688



Product Overview

Website & Ecomm

- Website & Portal feature
- Ecomm features (WooCommerce & Shopify)
- API integration for Payment Gateway
- Works MIPS E-Payment
- CRM
- Newsletter
- Google Services & Dropbox Apps Integrations



Services Overview

Support & Customer Service

- Access to Dexciss support portal ticketing
- 3 Full Backups at all time
- 99.9+ server uptime guaranteed
- Functional support over Email/Phone/WebEx



Thank You

We Welcome You To Contact Our Office.



<https://dexciss.com>

India Office: Brand Square, Office# 612, Kunal Icon Road, Pimple Saudagar, Pune, MH 411 027

USA Office: 447 Broadway, 2nd Floor, 31 New York NY 10013

Tel: +1 347 694 7031 (USA) | Tel: +91 702 858 1588 (INDIA)

Email: sales@dexciss.com